

WHAT HAPPENS AT A CLINIC?

Each Kids' Fishing Clinic differs at each location of the event. The organization and "flow" of a clinic will be discussed at an initial meeting between O&E staff and the local coordinator. The overall arrangement will depend upon several factors including site capabilities, expected participants and event structure. Several options for a successful event are available and will be discussed in detail during the initial site visit. This is a general guideline of each of the clinic components that are presented for the FWC program.

Volunteer Registration

Volunteers must arrive at least an hour and a half before the start of the clinic and stay to assist with clean up after the close of the clinic.



Volunteers will be asked to sign in and they will receive an official Kids' Fishing Clinic Volunteer T-shirt and a name tag. They will be asked to assist in the set up of the clinic and to complete any rod rigging that is required. **A Volunteer Meeting will begin 30 minutes prior to the start of the clinic.** At the meeting, there will be a briefing of how the clinic will run and volunteers will receive task and station assignments.

Registration



Registration Forms: The forms are passed through the line and collected by one person at the table.

Kids' Name Tags: The child's name and a sequential number beginning with 1 are written on the tag.

Tickets: Each child is given **ONE** ticket, which allows the child to receive **ONE** rod-and-reel after completing each of the stations. Only **ONE** ticket per child, **NO EXCEPTIONS**.

Organization: The participants are placed into groups of ten after they are registered. Each station will teach one group at a time. The number of groups will depend on whether single or double stations are required.


Stations* Knot Tying



The Knot Tying Station allows participants to learn and practice basic knots used by beginning fisherman. They will be given the opportunity to tie knots with the use of a large hook and rope. Possible topics are as follows:

- 🌿 **Safety First! Hooks are sharp.**
- 🌿 **Your equipment is only as good as your knot.**
- 🌿 **How to tie an Improved Clinch Knot.**
- 🌿 **How to tie a Uni-Knot.**

***Each station is mandatory and should last 7-10 minutes**



WHAT HAPPENS AT A CLINIC?

Continued

The Good Angler



At the Good Angler Station children are taught the importance of becoming an ethical angler. Topics are designed to educate participants of positive ways in which they can conserve Florida's marine fisheries. Safety and responsible angling are illustrated with pictures, props, and display boards. Possible topics are as follows:

- 🎣 **Fish by the rules!**
- 🎣 **No Habitat, No Fish!**
- 🎣 **Increase fish through catch and release!**
- 🎣 **Limit your take, don't take your limit!**
- 🎣 **Don't teach trash to swim, bring your garbage in!**
- 🎣 **Practice safety afloat!**

Tackle



The Tackle Station provides young anglers with a visual and hands-on display of different types of tackle. Several types of rods, reels and tackle will be presented with explanations as to how each is used properly. A major portion of this station is teaching that a fishing license, *Saltwater Fishing Regulations*, and the *Fishing Lines Magazine* are essential components of their tackle box. Other possible topics are as follows:


- 🎣 **Rods, reels and tackle.**
- 🎣 **What should I have in my tackle box?**
- 🎣 **First aid and sun protection.**
- 🎣 **What are regulations?**

Touch Tank or Where Fish Live



At the Touch Tank biologists will assist participants in discovering the importance of habitat and why it is necessary to ensure the survival of all living things. The main messages at this station are "No habitat, No fish" and "All of us" are responsible for the conservation of marine habitats. The children will have the opportunity to touch live marine animals and learn how they interact with Florida's marine habitats. Possible topics are as follows:

- 🦀 **What is Habitat?**
- 🦀 **No Habitat, No Fish!**
- 🦀 **What is predation?**
- 🦀 **Be nice, YOU can hurt THEM.**
- 🦀 **What do you call these guys?**



WHAT HAPPENS AT A CLINIC?

Continued

Casting



The Casting Station is designed to teach participants to cast safely. Hula-hoops will be set out for the children to use as targets. They will be casting with the same type of equipment they will receive upon completion of the skill stations. Possible topics are as follows:

- How do I cast this thing?
- SAFETY**– watch the hooks!
- Aim for the hula-hoops!**
- Be mindful of others, look before casting!**

FREE Fishing Pole Handout



Ticket Collection: Tickets are collected by one main rod rigging volunteer before a rod is given. If a child does not have a ticket they must see FWC staff, **NO TICKET, NO ROD.**

Rod Handout: Rods will be given out by a volunteer after participants have turned in their tickets.

Rod Rigging: Volunteers will be rigging rods as they are needed.

FISHING!!!



Pier Patrol: Volunteers assigned to this task will carry extra tackle and pliers in aprons to provide assistance with baiting hooks, removing fish, and re-rigging. They will emphasize proper catch and release and ethical angling, **ALWAYS!**

Bait Patrol: Volunteers will distribute bait in small buckets that are dispersed throughout the fishing area.

Photo Patrol: These volunteers will carry Polaroid cameras and film. The volunteers will patrol the fishing area to take pictures **ONLY** of kids that have caught fish. The kids will keep the pictures.

To provide accurate coverage and avoid “gathering”, it may be necessary to assign quadrants for larger fishing areas.



WHAT HAPPENS AT A CLINIC?




Continued

The Finish Line



As the participants commence fishing, before they leave, volunteers manning The Finish Line will hand out current *Fishing Regulations*, *Fishing Lines*, and a *Certificate of Completion* as well as other angler publications to each child. These items are provided by the FWC.

Other items that have been donated or awarded may also be included at this station to ensure that nothing unnecessary is taken to the fishing area and that the transition from station to station flows smoothly.



The Florida Fish and Wildlife Conservation Commission's involvement is funded in part by money from the Sport Fish Restoration program. This national program collects money from excise taxes on fishing equipment, import duties on fishing equipment and boats, and taxes on motorboat and small-engine fuels. The *Fishing Lines* Magazine is funded by money from this program.



EXTRAS!

Extra clinic activities may be provided based on the resources of the community and their sponsors.



Cooking: Several clinics enlist sponsors to provide refreshments and lunch for participants. Volunteers may man a cooking station for items such as hotdogs, burgers, etc.

Vendors: Certain sponsors may wish to provide items to participants and may wish to set up a booth or tent in order to do so. Vendor booths generally include the vending of sunscreen, refreshments, etc.

Organizations: Sponsors and contributing organizations may also wish to set up informational tables at the clinic for participants. These groups generally include local fishing clubs, civic groups, etc.

All vendors should submit plans to the local coordinator for instruction from FWC about placement at the clinic.

